



Synopsis

Advancedrive diagnostics is a cost effective, online driver assessment and education programme which assists employers to fulfill their duty of care obligation under Health and Safety legislation.

The cost and disruption associated with traditional methods of driver assessment and training makes it almost impossible for all members of staff who drive in the course of their work to receive a standardised assessment, followed-up with targeted remediation.

Advancedrive Diagnostics has been designed as a blanket risk assessment for all employees who either drive a fleet vehicle, or their own vehicle for work. The data from the assessment provides a robust audit trail and comprehensive risk profile, which puts employers in a much better position to decide which type of corrective education and training to utilise; e.g. in-car, workshops etc.

Included within the Advancedrive Diagnostics package are 20 online remedial e-learning modules. These cover a variety of topics such as safety margins, fatigue, distractions, journey planning, environment, mobile phones and road signs. Depending on the results of the assessment, each candidate will immediately be directed to complete modules on their specific areas of weakness. All 20 modules are available to the driver should they want to improve their knowledge in other areas of driving.

Providing targeted e-learning immediately upon completion of the assessment eliminates the critical time between identification of need and provision of remediation. Employers may still wish to run workshop sessions and/or in-vehicle training for those deemed particularly high-risk, and using the risk profile produced by Advancedrive Diagnostics, training can be directed toward those who need it the most, thus minimising disruption and unnecessary cost.

As Advancedrive Diagnostics is online – deployment for 5,000 staff takes as long as writing a single email. Our simple yet powerful administration system provides real-time data on every level of detail.

Each client has a dedicated account manager, who will produce reports and assist with Advancedrive Diagnostics, from deployment to evaluation. We recommend that all current staff who drive for work be required to complete Advancedrive Diagnostics at 12 or 18 month intervals. Regular assessment helps to identify trends and keeps employees mindful of the need to take road safety seriously. In addition Advancedrive Diagnostics can be used as a pre-employment screening tool or, for new recruits, it could become a mandatory component of the induction process. We believe that when set within a suitable framework, employers will see a significant reduction in damage claims, fuel consumption and driving related down-time.

Assessment

In order to produce a risk profile which is both accurate and thorough, we assess each candidate from four distinct angles. Each of these can be customised to different degrees but there may be additional cost.

1. **Driver history** – this section asks eight basic questions; it is the easiest to customise by adding additional questions because these do not affect the risk profile. *Approximate completion time: 5 minutes.*
2. **Knowledge** – 20 random questions pulled from the Highway Code; candidates get feedback after each question. Custom options here will probably be “sector” specific. *Approximate completion time: 10 minutes.*
3. **Attitude** – asked to think about their driving over the past 12 months, candidates are then shown 22 statements and must answer how much they agree or disagree on a 1-5 scale. *Approximate completion time: 10 minutes.*
4. **Skill** – using the latest 3D graphics and HD video, candidates are shown nine clips on a variety of roads. They will either be asked to click the mouse when a hazard develops, select all the hazards when the video stops or answer a multiple-choice question about what they’ve just seen. *Approximate completion time: 15 minutes.*

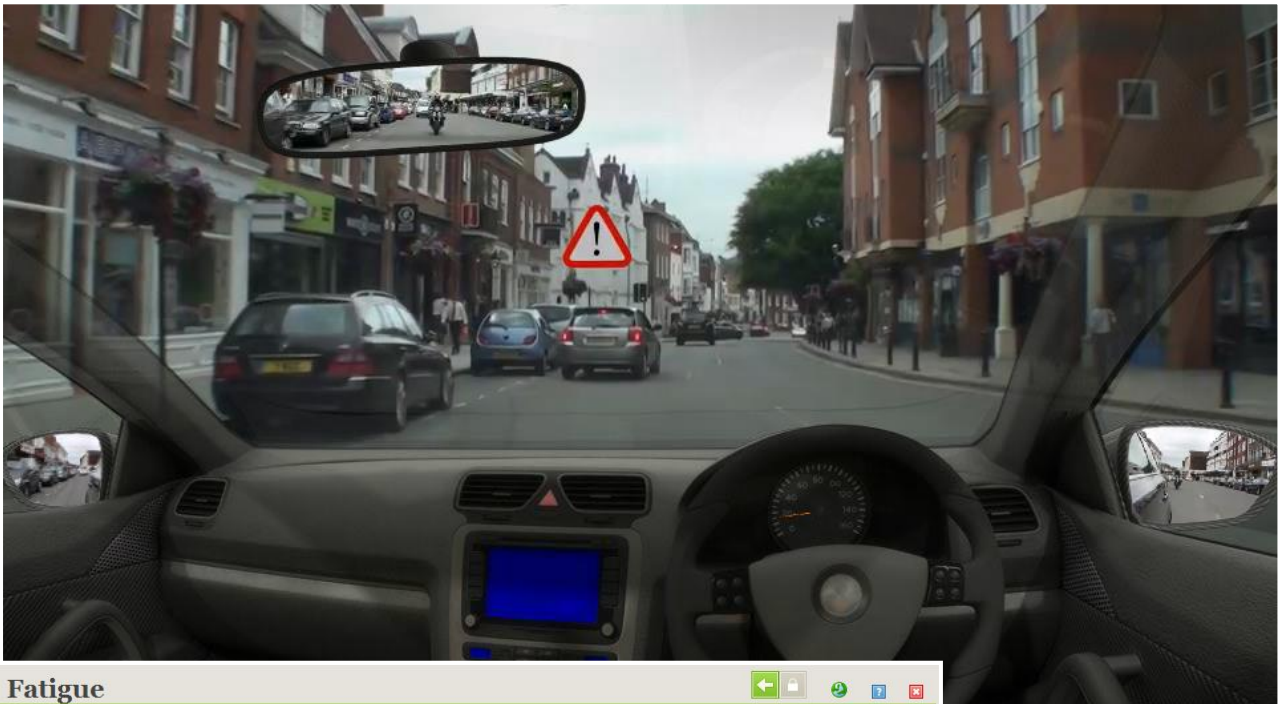
Education

Whatever their risk profile looks like, all 20 remedial education modules listed below are made available to candidates upon completion of the assessment - the only difference will be which modules are marked for compulsory completion. This allows you, the employer, the opportunity to encourage candidates to complete non-compulsory modules as part of their CPD. There is a short test at the end of each module to ensure they have been worked through thoroughly – each module will take between 10 and 20 minutes to complete and the results are sent to the management information system to form part of the candidate's audit trail.

- | | | |
|--------------------------|----------------------------|---------------------------------------|
| 1. Safety margins | 8. Journey planning | 14. Anticipation and Hazard detection |
| 2. Motorways | 9. Anxiety | 15. Overtaking |
| 3. Conditions | 10. Thrill seeking | 16. Collisions and breakdowns |
| 4. Environment | 11. Frustrations | 17. Mobile phones |
| 5. Road signs | 12. Fatigue | 18. Share the road |
| 6. Vulnerable road users | 13. Attitude and alertness | 19. Distractions |
| 7. Eye scanning | | 20. Seat belts |

We are continually working on new modules and these are added to the system at no additional cost to existing clients. There is the opportunity for organisations to commission bespoke modules, which can be added to their account.

Screenshots



Above: Driving simulation using a combination of HD video and 3D graphics.


Fatigue


Assessment | Question 3 / 15

Of all crashes on motorways approximately how many can be attributed to fatigue?

Mark one answer

A. 10%


B. 15% 

C. 20% 

D. 50%

Check Continue

This high percentage can be linked to the monotony of motorway driving. The number of crashes could be higher as some may have been reported as one of the other contributing factors such as driver error, or weather conditions. Try to stay alert and keep concentrating. Be aware of the signs of tiredness setting in.



Above: Short tests after each education module ensures the remediation has been effective.

Below: Interactive modules use 3D graphics to enhance the learning

